



2017

2018 03

)

(

2017

.....	2
.....	6
.....	11
.....	13
.....	29
.....	78
.....	86
.....	87
.....	98
.....	105
.....	106
.....	215

	http://www.cninfo.com.cn
	10 18

	91440300726198124D
	1
	2 2001 2 16 TEC5200 ()
	3 2001 4 27 TEC5200 ()
	4 2001 5 28 TEC5200

			20,520,227		431,214,014
		451,734,241			43.12%
	7	2015 1 13			
			7,171,717		458,905,958
				42.44%	
	8	2015 9 16		2015	
		2015 9 22	2015		
		458,905,958	917,811,916		
		42.44%			
	9	2016 12 29			
			45,619,357		917,811,916
		963,431,273			40.43%

			8	A 9

		33		2016 11 22 2017
	B 15			12 31

	2017	2016		2015
	8,187,056,661.83	8,014,312,755.85	2.16%	6,712,855,773.20
	302,642,281.64	241,990,602.43	25.06%	350,620,327.31

/	0.3141	0.2637	19.11%	0.3820
	6.38%	7.23%	-0.85%	11.34%
	2017	2016		2015
	10,719,793,873.77	9,498,234,489.39	12.86%	7,371,660,930.73
	4,889,829,863.30	4,601,658,325.77	6.26%	3,249,319,003.38

1

2

	1,611,345,761.88	2,073,235,400.24	1,771,851,868.67	2,730,623,631.04
	18,490,027.42	73,421,020.91	37,733,352.95	172,997,880.36
	14,550,372.25	65,915,521.69	33,530,858.23	150,162,122.17
	-559,223,021.40	-530,721,672.29	277,486,286.53	1,156,101,812.71

	2017	2016	2015	
	-1,718,086.22	-2,929,856.23	-7,428,287.96	
	34,638,549.07	24,847,190.83	25,987,319.34	

IT

1

IT

2017

"IT+"

2

"2017

" 2017

"

--ITSS

"2017

"

2017 "

"

Fintech

Sm@rtGalaxy

"2017 IDC

TOP25 "

3

" +"

Fintech

2017

" IT+"

2.16%

25.06%

20.79%

1.26

81.87

3.03

1

IT

Fintech

IT

11

18

8

3

2 0 . 3 5

4

" "

" "

" "

" "

	8,187,056,661.83	100.00%	8,014,312,755.85	100.00%	2.16%
	2,620,891,421.99	32.01%	2,253,395,754.72	28.12%	16.31%
	239,955,432.51	2.93%	286,994,457.32	3.58%	-16.39%
	891,520,258.83	10.89%	913,836,017.08	11.40%	-2.44%
	311,143,389.64	3.80%	391,587,011.70		

6

29

100%

7

8

	1,564,658,064.36
	19.11%
	0.00%

5

1		365,663,879.07	4.47%
2		322,013,090.35	3.93%
3		311,440,755.04	3.80%
4		288,889,146.23	3.53%
5		276,651,193.67	3.38%
	--	1,564,658,064.36	19.11%

2		313,166,753.59	5.10%
3		232,952,183.65	3.80%
4		204,305,564.02	3.33%
5		191,341,891.74	3.12%
	--	1,951,298,102.95	31.80%

3

	2017	2016		
--	------	------	--	--

5

	2017	2016	
	8,985,390,008.02	9,164,214,820.59	-1.95%
	8,641,746,602.47	8,600,002,384.72	0.49%
	343,643,405.55	564,212,435.87	-39.09%
	12,183,683,047.89	4,379,689,604.86	178.19%
	12,554,873,690.37	5,401,723,232.23	132.42%
	-371,190,642.48	-1,022,033,627.37	63.68%
	2,066,309,094.69	2,805,547,808.48	-26.35%
	2,003,208,017.26	2,497,582,398.36	-19.79%
	63,101,077.43	307,965,410.12	-79.51%
	33,441,220.43	-137,004,851.10	-124.41%

1

	2017	2016		

1

44,603,283.17	1,283,587,027.50	-96.53%

2

			780,000,000.00	100.00%	-	-				0.00	0.00		2017 12 01	http://www.cninfo.com.cn
	--	--	780,000,000.00	--	--	--	--	--	--	0.00	0.00	--	--	--

2018 3 15

2018-028

3

4

1


2

5

1

--	--	--	--	--	--	--	--	--	--	--

*2		2,580	2,580		2,924.99	113.37%				
		2,500	2,500							



10%

			800,000,000.00	4,466,571,541.21	1,182,452,893.57	4,422,684,600.84	143,582,116.68	119,933,717.50

00.00

2018

CT

ICT

2018

IT

2018 3 20

"IaaS+SaaS+FaaS"

2018

“ ” “ ”

“ ”

2018

Pipeline

2017

2

GB/T19001-2000 idt ISO9000 CMMI

ITIL PMBOK

3

1

2017	01	09	http://www.cninfo.com.cn/finalpage/2017-01-12/1203012026.PDF
2017	01	12	http://www.cninfo.com.cn/finalpage/2017-01-18/1203025413.PDF
2017	03	30	http://www.cninfo.com.cn/finalpage/2017-04-01/1203248637.PDF
2017	04	27	http://www.cninfo.com.cn/finalpage/2017-05-03/1203474556.PDF
2017	08	30	http://www.cninfo.com.cn/finalpage/2017-09-04/120393085476_332.36

1 2017 4 25 2016 <2016 >
 963,431,273 10 0.26 2017 5 15 2016
 2017 5 22 2017 5 23

2

3
 1 2017 963,431,273 10 0.32
 2017


Ÿ (bBs\$E#n€QDŸ)BBS E NEQÙñ \$'3a"è Ñ)àH 4Ò Y963,431,273 10 0.26
 2017 5 23 " 963,431,144EB522 ref*T9.12 290.78 Tm.24 273.26315 T2535.5D11/T


2017	30,829,800.74	302,642,281.64	10.19%	0.00	0.00%
2016	25,049,213.09	241,990,602.43	10.35%	0.00	0.00%
2015	36,712,476.64	350,620,327.31	10.47%	0.00	0.00%


1



						<p>2015 12 31 XYZH/2016BJA10126 29 (2016) 128 2015 12 31 306,400.00</p> <p>2,753.44 2015 12 31 306,400.00 2,753.44 301,513.50 2015 12 31 2014 2015 2013</p>
				2013 12 30		







1


12

2015

2017

				5				2014	2015	2016
				2014	11	29				


			2			
				2014 12 25		



1

2

			5				
				1			
					2		
						3	
			4			2016 06	



--	--	--	--	--	--	--	--	--	--

1

2

2014


3



4

()

5



2

--	--	--	--	--	--	--	--

- 2017 01 2017 12
01

100% 30

	142

						2,113.13	0.34%	3,500				2017 03 30	http://www.cninfo.com.cn
--	--	--	--	--	--	----------	-------	-------	--	--	--	---------------	---

4

5

1

1

2

3

2

1

2017 09

28

2016 12 2017
30 9,000

2017 04	5,000	2017 09 01	2,020	1
26				

		521,260	0	0
		5,000	0	0
		185,000	0	0
		1,303,665	49,500	0

			10,000		2017 25	01 26			4.13%	67.85	67.85						
			10,000		2017 24	01 23			4.20%	34.52	34.52						
			10,000		2017 24	05 31			3.31%	6.34	6.34						
			10,000		2017 27	06 29			3.87%	2.12	2.12						

					26	10												
--	--	--	--	--	----	----	--	--	--	--	--	--	--	--	--	--	--	--

10,000 2017 11 2018 02 5.07% 125
 10 08

			16,000		2017 12	01 23			3.98%	19.21	19.21						
			10,000		2017 13	01 23			3.45%	9.45	9.45						
			10,000		2017 03	03 30			3.65%	27.03	27.03						

10,000 2017 07
 04

10,000	2017	03	2017	03	7.34%	2.01	2.01
	29		30				



10,000	2017	12 2017	12			
	27	28		12.63%	3.46	3.46



4

			2016 03 18	6,104.46									2015 12 26	http //www.cninfo.com

2016 12
15 9,938.87

1

2017 41,329

+

“ ” “ ”

“ ”

ú °|Á»,... „Ù»,... ,5 dΓ°w„`²EB`°|Á»ÓÁ5„-@

	2016 7 19		2016			
96.03%						
	2016 5 25	7 8	8 9			
				1,325,300	1,267,900	37,400
2.57%						
2016 11 3						
		2016 2517	2016 11 22			96.03%
	2016 12 29					
45,619,357		917,811,916	963,431,273			
100,905,900		98.60%				
2017 1 18						
				0.166113%	0.166113%	0.006645%
	98.94%		2017 1 19			http://www.cninfo.com.cn
	2017 12 18					
		0.91753%	0.002345%	0.041528%		
99.90%						
	2015 12 14		2015	2016 1 6	2016	
						2016 9 Ä¼/Ž. X Ÿ B'*(> vA

2017 11 30

2017

2017 12 28

2017

2307E



1

	705,358,111	73.21%	0	0	0	-631,425,530	-631,425,530	73,932,581	7.67%
1	0	0.00%	0						

	9,972,832	1,108,092	0	8,864,740	11,080,924	2016 4 25 1,108,092 2017 10 17 1,108,092 2018 3 31 8,864,740
	8,527,926	0	0	8,527,926	8,527,926	2019 12 28 8,527,926
	7,735,638	0	0	7,735,638	7,735,638	2019

	705,358,111	631,425,530	0	73,932,581	--	--
--	-------------	-------------	---	------------	----	----

1**2**

(1)

--	--	--	--	--	--	--

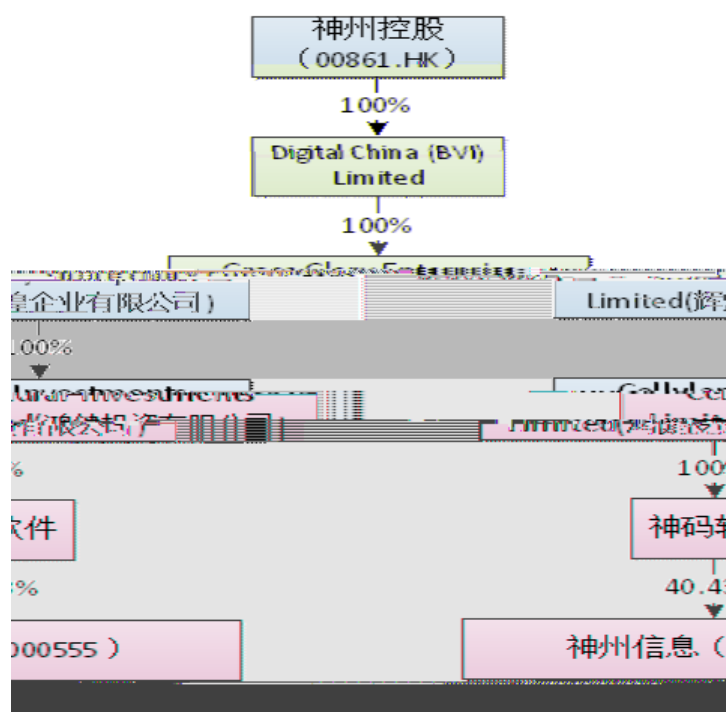
1

	59,911		57,806		0		0
		5%	10				

	87,866,423		87,866,423
	49,708,280		49,708,280
InfinityI-ChinaInvestments(Israel),L.P.	18,716,834		18,716,834
	3,320,100		3,320,100

10%

	/			
		2016 08 22	91440101MA59EFAJ00	
		1999 07 08	914401017163404737	
Dragon City International Investment				
	1	2017		
	2	Dragon City International Investment		



4 **10%**

	/			
		2011 05 18	32,951.97	

5

--	--	--	--	--	--	--	--

				45	2017	03	2019	01						
					28		05		0	0	0	0	0	0
					2017	03	2019							

			2017 03 28	
			2017 03 28	
			2017 03 28	
			2017 06 16	
			2017 07 31	
			2018 01 18	
			2018 01 18	
			2018 03 27	
			2018 03 27	

60 2001 7 2014 4
2004 1 2012 2 2011 9 2013 12
2012 3
2015 9 2014 5
50 2003 8 2014 10 2006 2
2014 4 () 2014 8 2017 12 CEO 2014
8 2016 5 2015 4
52 1986 1992
2000 2014 7 2001 2012
2012 2016 1
45 1995 2009
2000 2016 3 2017 12 2018 1 19
2018 3 14
42 2001 3 2008 4 2014 3
2014 4 2015 5 2015
6 12 2016 1 2016 6
2016 7 2015 9
41 1998 7 2004 7
2009 6 2011 9 2012 3 2014 4
2014 5 2015 12 2016 1 2016 5
2016 6 2016 10 2016 11 12
2017 1 2015 9
55 1986 2008 2010
2010 2015 2016
SBU 2011 9
52 1988 7 2003 2 2010 3
SBU 2010 4 2016 12 SBU
2016 3 2017 3 2017 3 -2018 3
2018 3
43 1995 7 1998 3
2008 1 2015 1
2016 8 2016 8

2018 3
47 1988 9 1992 7 1992 9 1995 2
2011 1 2016 12 SBU 2017
1 2017 12 2018 3



			2013 09 11		
			2013 09 11		
			2013 10 15		
			2016 04 26		
			2016 03 03		

1,721.42

			55		0	
			50		0	
			47		0	
			52		9.6	

			47		75.32	
			53		79.04	
					1,721.42	

1

		64
		9,878
		9,942

2

“ ”

3

“ IT ”

2017

55

1311

20

1011

3

4

5

1



	8	5	3	0	0		1
--	---	---	---	---	---	--	---

2

3

1
 1 2017 1 6
 2016
 2 2017 3 22
 2017
 2016
 3 2017 3 27
 2017
 2016
 < 2016 >
 < 2016 >
 2017
 4 2017 4 25
 2017
 2017
 2017
 5 2017 8 29
 2017
 <2017 > <2017 > 2017 <2017
 <2017 > < >
 6 2017 10 23
 2017
 <2017 > <2017 >
 2 2017
 2017
 2017

2017

1

2

	2018 03 29	
	www.cninfo.com.cn	
		90.00%
		90.00%
	1)	
	2)	
	3)	
	4)	
	5)	
	6)	
	7)	
	8)	

“ ” 2017 12 31 XYZH/2018BJA10315 12 31	2017
	2018 03 29
	www.cninfo.com.cn

	2018 03 27
	XYZH/2018BJA1

2017 12 31
318,866.28 29.75%

1

2017 12 31

	1,780,637,091.58	1,747,989,666.20



	1,774,564,439.84	1,369,543,692.42
	1,189,799,121.62	928,356,032.68
	327,197,862.17	312,013,361.19
	163,095,727.61	312,439,512.35
	2,964,537.62	3,809,498.43
	128,208,946.73	94,425,100.84
	20,000,000.00	
		200,000,000.00
	5,650,894,433.86	4,758,754,778.84
	65,000,000.00	
	3,200,000.00	
		18,120,000.00
	36,424,716.53	34,493,313.37
	8,572,485.98	9,688,250.43

	113,197,202.51	62,301,563.80
	5,764,091,636.37	

	27,313,962.22	1,054,016.55
	23,906.00	200,836,730.50
	146,638,622.36	25,842,473.25
	107,225,682.11	231,475,653.71
	587,955,849.57	901,715,736.60
	71,812,197.32	50,521,130.36

	39,500,000.00	5,000,000.00
	59,686,718.71	

	32,375,766.83	37,146,412.18
	528,853,776.92	525,853,638.07
	722,204,101.22	593,994,039.76
	56,752,708.82	64,919,357.78
	81,077,965.44	61,559,133.22
“ ”		
“ ”	44,808,889.13	25,796,888.30

	21,002,370.16	2,891,421.18
“ ”		
“ ”	65,725,696.28	61,209,634.41
	-4,791,269.10	-6,224,846.81
“ ”		
	35,720.49	
“ ”	31,107,489.25	44,520,074.34
	1,447,898.22	55,893.66
	-3,097,707.83	18,125,820.06
“ ”	35,653,095.30	26,450,147.94
	-5,387,181.71	-632,820.10
“ ”	41,040,277.01	27,082,968.04
“ ”	41,040,277.01	27,082,968.04
“ ”		

5

	8,884,779,612.65	9,127,928,471.61
	20,490,067.68	13,038,737.84
	80,120,327.69	23,247,611.14
	8,985,390,008.02	9,164,214,820.59
	6,352,799,904.33	6,750,585,935.45

	2,003,208,017.26	2,497,582,398.36
	63,101,077.43	307,965,410.12
	-2,112,620.07	12,850,930.28
	33,441,220.43	-137,004,851.10
	1,742,931,594.71	1,879,936,445.81
	1,776,372,815.14	1,742,931,594.71

6

	466,240,539.00	744,847,808.91
	215,497,339.52	2,935,456.47
	681,737,878.52	747,783,265.38
	498,144,861.92	632,821,607.34
	20,903,568.58	23,422,834.45
	3,701,790.66	34,025,191.82
	30,166,650.25	35,627,623.88

	110,085.00	656,080.41
	238,031,797.05	51,080,000.00
		450,364,476.03
	3,303,410,993.00	2,423,332,218.30
	3,541,552,875.05	2,925,432,774.74
	-56,715,983.63	-850,968,212.67
		560,192,640.86
	60,825,173.97	52,769,850.83
		200,000,000.00
	60,825,173.97	812,962,491.69
	226,325,173.97	53,069,850.83
	32,604,049.36	38,214,960.70
	258,929,223.33	91,284,811.53
	-198,104,049.36	721,677,680.16
	-125,999,025.88	

7

	963,431,273.00				2,220,063,163.82		65,037,690.35		23,105,052.91		1,330,021,145.69	75,519,820.98	4,677,178,146.75

4					-10,193,344.25							-5,409,938.92	-15,603,283.17
									4,104,027.70		-29,153,240.79	-33,480,000.00	-58,529,213.09
1									4,104,027.70				

8

	963,431,273.00				2,098,326,126.73				23,105,052.91	122,793,996.81	3,207,656,449.45

3												

1.

“

” 1993 72

1993 174

1993 100

7,438.88

1994 4 8

1994 7

32,412,428

43.57%

	3,241.24	43.57%
	2,197.64	29.54%
	2,000.00	26.89%
	200.00	2.69%

3	2002		
2002	8		
		1,983.37	24.24%
4	2004		
2004	8		608.37
			7.44%
5	2004		
2004	11	9	
6	2006		
2006	4	12	1,375
		400	400
400		175	
7	2006		
2006	5	26	2006

319,399,894

1

23,092,959

24.95 / 2016 11 22

23,092,959.00

940,904,875.00

XYZH/2016BJA10717

[2016]2517

22,526,398

575,999,996.86

25.57

2

1

2

1 1 12 31

3

1 1 12 31

4

5

6

“

”

7

,

8

3

9

1

2

3

()

2

1

2

3

1

2

11**1**

	500

2

I	100 180 720
II	II

1

i. I

60

180

720

100

II

ii. II

	0%



20%

20%

50%

14

1

16

1

3

17

1

2

1

3

4

5

6

7

20

1 (1)

21

1

2

3

22

23

24

(1)

”

2

26

/

()

28

1

1

2

“ ”

3

1

2

2

1

2

3

29

1

/

2

3

4

16 -

16 -

2**1**

	(17% 11% 6% 2%

DIGITAL CHINA SOFTWARE (BVI) LTD.		DIGITAL CHINA	
ADVANCED SYSTEMS LIMITED			
		2008 12	2011
9	2014 10	2017 10	
		15%	
2017	15%		
		2010 9	, 2013 11
2016 12			
	15%	2017	15%
		2013 11	2016 12
			15%
	2017	15%	
		2015 11	
		15%	
	No.JSZR 2016-I-23	2016 -2017	2012
27	2016 49		10%
	2017	10%	
			(2015 34)
		20 (20)	2016 1 1 2017 12
31	50%	20%	2017 20%
			(
	2017 43)	50 (50)	
2017 1 1	2019 12 31	50%	20%
			2017
			20%
		2017 8	
		15%	
2017	15%		
			2017 12
			15%
	2017	15%	

2

[2011]4

2011

17%

3%

1



	3,076,490.40	
	3,076,490.40	

3**1**

A	13,684,926.60	13,684,926.60	100.00
B	5,483,999.99	5,483,999.99	100.00
C	4,800,000.00	4,800,000.00	100.00
D	3,962,977.35	3,962,977.35	100.00
E	3,660,880.00	3,660,880.00	100.00
	19,052,173.30	19,052,173.30	100.00
	50,644,957.24	50,644,957.24	100.00

			%
F	8,000,000.00	8,000,000.00	100.00

			%
	20,864,493.25		

			%
	12,816,093.25		

2

34,651,902.81

446,339.88

4,892,632.41

3

Å 9 é %oDw0,€Ñ @ kAÑ •CV ö 7H sp416 Td -2(892,)-2(632)7

1	100,749,818.19	93.04%	125,541,237.92	97.29%
1 2	7,428,988.56	6.86%	3,377,889.00	2.62%
2 3				

3

		38,876,998.00	3		22.23%	38,876,998.00
		8,021,667.42	1		4.59%	
		6,096,566.10	1	1-2	3.49%	
		5,688,000.00	2-3	3	3.25%	
		3,087,412.94	1-2		1.77%	
	--	61,770,644.46	--		35.33%	38,876,998.00

7

1

	832,314,765.52		832,314,765.52	679,560,054.42		679,560,054.42
	881,845,873.52	57,946,486.18	823,899,387.34	487,407,172.69	18,746,061.86	468,661,110.83
	128,252,017.25		128,252,017.25	177,631,452.74		177,631,452.74
	1,842,412,656.29	57,946,486.18	1,784,466,170.11	1,344,598,679.85	18,746,061.86	1,325,852,617.99

4 —

2


	18,746,061.86	46,426,062.63		7,225,638.31		57,946,486.18
	18,746,061.86	46,426,062.63		7,225,638.31		57,946,486.18

8

9

1

2..22 3.6 ref3 5



	353,291,884.67			10,863,611.03	-1,994,390.62	4,241,011.28	4,672,763.90			361,729,352.46
		4,000,000.00		-98,492.46						3,901,507.54
	359,988,458.66	4,000,000.00	0.00	15,473,074.41						

1		16,173,587.16	767,370.92	16,437,987.61	33,378,945.69
4.	16,157,334.82	70,438,458.14	3,864,749.70	109,158,602.23	199,619,144.89
1.					
2.					
1					
3.					
1					
4.					
1.	428,211,526.23	143,281,477.42	1,059,094.71	56,442,785.96	628,994,884.32
2.	438,247,698.36	39,900,008.18	1,920,094.42	56,437,262.44	536,505,063.40

3.					
4.	154,648,017.58	9,520,403.73	700,000.00	30,642,364.41	195,510,785.72
1.	21,960,071.81	4,253,164.68	315,000.21	484,677.13	27,012,913.83
2.	26,704,735.07	1,158,478.69	37,916.46		

15

	193,671,128.85			193,671,128.85

2

--	--	--

	1,774,564,439.84	1,369,543,692.42
	1,774,564,439.84	1,369,543,692.42

2**1**

955.56 700.3 1

23

1

	307,718,820.02	1,344,387,918.08	1,329,536,093.30	322,570,644.80
-	4,294,541.17	135,607,492.96	135,274,816.76	4,627,217.37
		6,809,286.43	6,809,286.43	
	312,013,361.19	1,486,804,697.47	1,471,620,196.49	327,197,862.17

2

1	263,045,671.16	1,160,636,652.06	1,124,247,569.12	299,434,754.10
2	2,311,200.00	35,131,491.92	37,442,691.92	
3	2,422,681.27	68,022,107.77	67,877,652.34	2,567,136.70

24

--	--	--	--

						/
Deeplan		6,230,000.00	73,571.39		6,156,428.61	
Deeplan		1,770,000.00	696,575.56		1,073,424.44	

6,600,000.00

1,544,365.81

						/
		1,500,000.00	1,338,913.56		161,086.44	
	377,594.39		256,239.62		121,354.77	
		431,434.10	337,080.00		94,354.10	
	57,390.74		10,000.00		47,390.74	

36

--	--	--	--

39

	13,784,262.69	18,408,219.45
	6,184,776.94	7,955,962.68
	2,921,715.41	1,142,810.84
	109,770.97	57,272.99
	5,232,246.53	4,288,193.33
	4,123,184.55	5,291,058.40
	19,809.74	2,894.49
	32,375,766.83	37,146,412.18

40

41

	312,359,006.93	264,326,216.58
	231,162,988.42	154,432,982.08
	29,781,627.78	16,323,316.96
	29,194,797.04	15,070,924.64
	23,593,020.10	21,530,576.26
	20,862,772.31	21,449,614.13
	19,015,354.13	19,826,296.53
	17,738,033.50	9,406,940.63
	17,263,126.66	14,955,074.15
	1,914,580.56	9,769,843.60
	19,318,793.79	46,902,254.20
	722,204,101.22	593,994,039.76

42

	83,259,578.88	56,720,419.22
	12,966,759.12	7,064,391.65
	18,841,405.54	-9,093,861.17
	4,651,601.16	5,484,325.94
	649,693.44	685,143.10
	56,752,708.82	64,919,357.78

	46,426,062.63	8,199,115.61
	81,077,965.44	61,559,133.22

44

	10,780,297.77	4,849,990.25
	1,867,484.51	3,929,485.67
	32,161,106.85	17,017,412.38
	44,808,889.13	25,796,888.30

45

	20,490,067.68	
	6,681,066.00	
	2,602,062.85	
	2,500,000.00	

Deeplan	696,575.56	
Deeplan	73,571.39	
2012	591,209.73	
- SAAS	523,417.31	
	510,147.27	
" "+	500,000.00	
2017	500,000.00	
	490,000.00	
	420,978.88	
	400,000.00	
	337,080.00	
	300,000.00	
	295,500.00	
	256,239.62	
	253,799.00	
2014	227,122.26	
	203,400.00	
IDE	193,146.65	
	180,000.00	
	120,000.00	
	109,233.00	
	96,234.00	
	83,000.00	
	63,000.00	

2016	59,100.00	
2016	50,000.00	
	41,251.77	
2017	30,000.00	
(2015)	24,000.00	
	17,700.00	
	15,000.00	
	13,700.00	
	10,000.00	
	8,277.60	
	55,130,913.32	

46

1

--	--	--	--

			/
--	--	--	---

--	--	--

2

	382,499,760.62
/	95,624,940.16
	-48,970,045.28
	89,250.85

6

		4,795,571.49
	1,542,378.90	764,179.41
	1,542,378.90	5,559,750.90


51**1**

1	--	--

	1,776,372,815.14	1,742,931,594.71
	1,742,931,594.71	1,879,936,445.81
	33,441,220.43	

	15,784.54	6.55000	103,388.74
	22,487,162.44	6.55000	147,290,913.98
	3,563,502.77	0.84516	3,011,730.00
	21,909.42	6.55000	143,506.70

				100.00%	0.00%	
				0.00%		



2

	54.00%	21,561,418.76	33,480,000.00	36,817,112.72

3

2

1

					17.65%	

2

	/	/
	1,050,686,636.39	978,316,002.54
	927,994,871.31	803,891,331.28
	1,978,681,507.70	1,782,207,333.82
	738,288,955.95	602,326,190.39
	3,619,667.32	2,831,395.94
	741,908,623.27	

3

	/	/
	--	--
	10,833,774.78	15,472,282.06
	--	--
--	-4,692,776.64	-6,224,846.81
--		

	2,032,956.04	130,387,450.34	2,313,460.36	247,392,833.55
	13,771.45		12,888.59	

2017 12 31

	1,446,819,592.26		1,446,819,592.26
	598,244,206.01		598,244,206.01
	1,774,564,439.84		1,774,564,439.84
	2,964,537.62		2,964,537.62
	128,208,946.73		128,208,946.73
	20,000,000.00		20,000,000.00

1%	-1,531.82	-1,531.82	-1,153.90	-1,153.90
1%	1,531.82	1,531.82	1,153.90	1,153.90

4

8017

DIGITAL CHINA ADVANCED SYSTEMS LIMITED	
DIGITAL CHINA HOLDINGS LTD	

--	--

		92,415.09			
		3,603.06			

2

	5,000,000.00	2016 09 30	2017 04 14	
	10,000,000.00	2016 11 04	2017 11 03	
	1,700,000.00	2016 09 06	2017 09 06	
	3,000,000.00	2016 12 22	2017 12 22	
	5,000,000.00	2016 08 25		

		419,555.86	
		330,188.68	
DIGITAL CHINA HOLDINGS LTD BERMUDA		295,189.39	685,083.00
DIGITAL CHINA (HK) LIMITED		219,056.73	437,091.00
		109,343.09	
		65,730.60	
INSTANT TECHNOLOGY SUPPLY CHAIN HONG KONG LIMITED		61,773.58	202,908.41
		122,679.49	16,284,457.06
		7,493.50	14,802.69
		6,205.26	3,964.71
		1,017.51	11,963.04
			8,278.34

		159,900.00			
	(12,088,275.91		706,667.00	
		1,221,870.00			
		460,105.90		460,105.90	
		4,672,763.90			

2

		68,010.00	



--	--	--

1

1 2017 12 31 (T)

T+1	2018	10,193,242.24
T+2	2019	7,823,433.54
T+3	2020	4,264,290.50
T+3		2,459,620.84

2 2017 12 31 (T)

2017 7 14

“ ”

È È

È
8

2

1	2018	2	23		2018				
				"	"			"	"
					"				8,750
	35%						80%		
			45%						
2	2018	3	27						
1	2017				2017				
10			0.32						
2	2018								151

ku

1

1

		%		%	

2

18,062,395.77

0.00

3

51,280,922.89

69.23

15,097,357.11

2

1

	200,000,000.00	99.58			200,000,000.00
	200,836,730.50	100.00			200,836,730.50
	200,836,730.50	100.00			200,836,730.50

2

	23,906.00	836,730.50
		200,000,000.00
	23,906.00	200,836,730.50

3

	2,787,462,660.58				

--	--	--	--	--	--	--

	65,725,696.28	61,209,634.41
--	---------------	---------------

1

--

